

TWS MOTOR BUILD PROCESS



- TWS will assign you a project manager to guide you through the motor build process.
- TWS can rebuild your existing engine or rebuild one of our many cores. Rebuilding our cores allows us to get started right away.


STEP 1	STEP 2	STEP 3	STEP 4
Review and agree build quote with your TWS Project Manager	Arrange 50% down payment on the cost of the motor to get started	Send your core motor or existing components (see below) to TWS for cleaning and assembly	Work directly with your TWS Project Manager to get updates, pictures, and arrange return shipping

- Send all core motors and/or parts to – TWS Motors 144 W Britannia St, Building 25, Gate 4, Taunton MA 02780
- If sending a core motor, send complete, except for oil pan.
- Parts needed if not sending core – Valve Covers, Intake (lower only for Bosch motors), timing cover, harmonic balancer, rockers (if not buying new), cam retainer, valley pan gasket hold downs.
- Distributor motors must send, cam bolt & washer, cam gear, cam keyway, cam spacer, distributor drive gear (if new dizzy is being installed by TWS).

How they start





How they finish




HD CAMSHAFT
HD VALVE SPRINGS
HD LIFTERS
HD PUSHRODS

The modified heads and internals are joined with TWS' performance valvetrain to fully realize their benefits



INSIDE THE HUNTER'S 3.9L V8 Built by **TWS MOTORS**



THANK YOU!



<https://www.twsmotors.com>



contact@thewedgeshop.com



+1-508-880-5448



144 W Britannia St, Building 25, Gate 4, Taunton MA 02780

